

## 4020 TANK CUSTOM FITOUT REQUEST

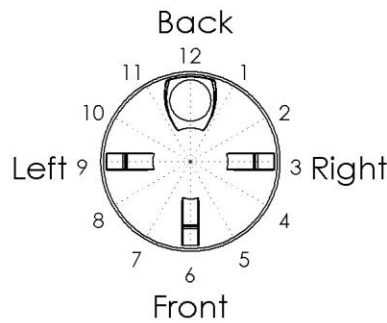
Name:  
Company:  
Phone:  
Email:  
Colour:  
This tank will be used for:

### Step 1

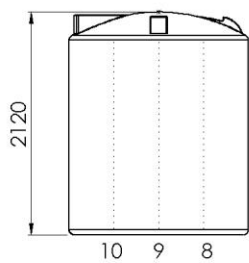
List required fittings

Code	Fittings Required	O'Clock Position	Height from Base
A			
B			
C			
D			
E			
F			
G			
H			

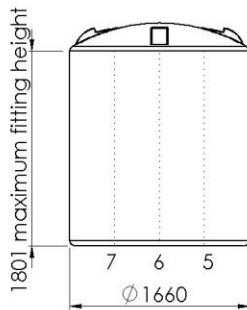
### Step 2




Put code letter at your intended locations below



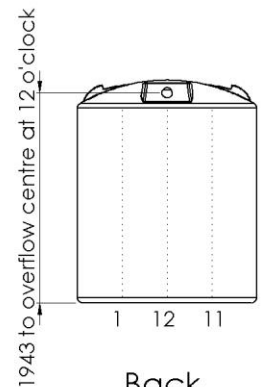
Left



Front



Right



Back

### Step 3

Give this sheet to your reseller; or  
Email to melro@melro.com.au

Write reseller name & suburb here: